



LET US TELL YOU WHY

— CUSTOMER GUIDE —

A photograph of a modern interior space. A large, square window with a wooden frame is set into a light-colored wall. A small, scruffy dog stands on a blue cushion placed on the windowsill. Outside the window, a wooden fence and green foliage are visible. In the foreground, a brown leather armchair and a matching ottoman are positioned on a light-colored floor. A large, white, geometric skylight is visible in the ceiling above the window.

CENTRAL **WINDOW SYSTEMS**

For the past 40 years, we have been focused on providing our customers with good quality, affordable products delivered on time and backed up with outstanding service.

As part of our commitment to driving business growth for our valued customers we continuously review our product offering to ensure it meets your needs and represents the best of fenestration in the UK.

We are therefore extremely pleased to announce that as of 1st June 2025 we will adding the innovative and award-winning Sheerline range of aluminium windows, doors and roof lanterns to our product range.

The introduction of a supplier who extrudes their own aluminium profiles here in the UK, strengthens our commitment to delivering the best quality products possible, when you need them.

We are extremely excited about our new partnership with Sheerline and look forward to working with you to make this our most successful product introduction yet.

Martyn Elwell

Sales & Marketing
Director



WHY SHEERLINE?

Sheerline is the innovative brand of aluminium windows, doors and roof lantern systems, designed and extruded in the UK by Garnalex.

Launched in 2020, the Sheerline system was created to be as installer friendly as possible, with easy to fit clip-in beads, and efficient thermal breaks you can fit through.

MADE IN BRITAIN

They are passionate about every element that goes into producing the Sheerline system. They even source their aluminium directly from Wales.

From log, to press, to paint, to product, all manufactured at their single, purpose designed UK site.

AWARD WINNING


Recognised by industry experts for excellence in fenestration, Sheerline has also recently gained a prestigious King's Award for Enterprise: Innovation 2025.





**WHY
SHEERLINE?**





With aesthetics, colours, styles, and performance that match perfectly across all products. Sheerline can help drive forward your business growth.

BUILT AS A TRULY INTEGRATED RANGE, 100% MATCHED.



CONTEMPORARY



FLUSH CONTEMPORARY



STEPPED




FLUSH STEPPED



4 STYLE OPTIONS

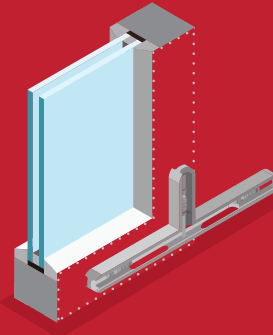
Whether you choose windows
from the Classic or Prestige ranges
**ALL SHEERLINE WINDOWS
ARE AVAILABLE IN THESE STYLES.**

HOW DOES SHEERLINE BENEFIT OUR CUSTOMERS?




FOIL

With Sheerline, we will be able to offer a foiled finish on our aluminium products which means that you can perfectly match our PVCu foil colours if required.



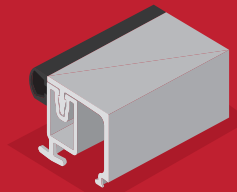
REVERSE BUTT JOINT

For internally glazed combination window designs – allowing for a quicker installation process and a better finish.




THERMLOCK®

For improved, hassle-free U-Values providing flexibility for installers when they are needed to meet the latest specifications.



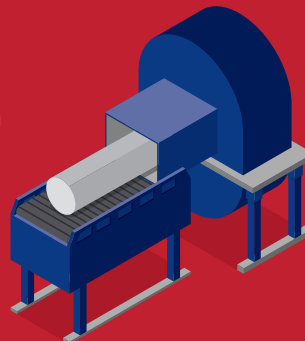
PRE-GASKETED BEAD

No wedge, quick click-in system for easy installation, with a hybrid design on many systems to aid deglazing.



IN HOUSE ARCH BENDING

Arch windows are more popular and are now easy to access using Sheerline's in-house service.



RELIABLE SUPPLY

A reliable source of supply who extrude their system on-site in the UK to provide surety of product.

BEAUTIFUL, CONSISTENT COLOUR BY SHEERLINE'S IN-HOUSE POWDER COATING PLANT.

OUR TRADITIONAL COLOURS




PURE WHITE
9010 Matt



HIPCA GLOSS WHITE
9910 Gloss




ANTHRACITE GREY
7016 Matt



JET BLACK
9005 Matt

THE CHARACTER RANGE OF PREMIUM COLOURS



CREAM
9001 Matt



AGATE GREY
7038 Matt



SQUIRREL GREY
7000 Matt



PASTEL TURQUOISE
6034 Matt



CHOCOLATE BROWN
8017 Matt


THE PARAGON METALLIC EFFECT RANGE



SILVER METALLIC
Effect



MID BRONZE METALLIC
Effect



BLACK METALLIC
Effect

BESPOKE COLOURS




PLEASE CONTACT US
for your requirements

Available in Matt, Satin, Gloss or
Textured finishes.

DUAL COLOURS AVAILABLE

Colour is just as important on the outside and inside of a property.
That's why we offer dual colour options on Sheerline aluminium
products, **on the same short lead times.**



**LAMINATED FOILS IN REALISTIC WOOD EFFECTS AND
BLOCK COLOURS ARE AVAILABLE ACROSS OUR FULL
RANGE OF ALUMINIUM WINDOW AND DOOR PRODUCTS.**

**AVAILABLE IN SINGLE AND DUAL COLOURS
WITH THE NORMAL POWDER COATED FINISHES.**

Laminated aluminium is perfect for adding Scandinavian charm to an interior, or matching existing PVC-U frames in a renovation or extension.



BLACK CHERRY
MX




GOLDEN OAK
MX




WHITE
PX




IRISH OAK
MX



ANTHRACITE GREY
7016 MX





BLACK BROWN
MX



CHARTWELL GREEN
MX

BESPOKE COLOURS AVAILABLE

Choose from an extensive selection of bespoke foils to meet the requirements of any project. **Ask for details.**





UNIVERSAL, MODULAR CILLS AND ANCILLARIES

A universal chassis for ancillaries and cills means we can offer you the right solution for your project on short lead-times.



CONCEALED DRAINAGE ACROSS ALL SYSTEMS

Sheerline products feature clever integral concealed drainage. This eliminates the need for unsightly drainage cover caps.



PART L

Compliant ✓

UNBEATABLE U-VALUES BACKED UP BY EVIDENCE

With U-values calculated to the EN14351 and BFRC standards, Sheerline has made its independently verified U-value reports publicly available, giving you complete peace of mind that what you are installing complies.

Prestige **REVERSE BUTT JOINT**

Create fully internally glazed aluminium windows.

Sheerline's patented T Cleats create reverse butt jointed windows using a Prestige Z transom, which eliminates external glazing, costly reverse adaptors, and dummy sashes.

Creating fully internally glazed aluminium windows for quicker, easier, installations and scaffold-free remedial work, with precise beautiful aesthetics.



FAST CONNECT HYBRID BEAD

Sheerline's innovative, pre-gasketed clip-in beads remove the need to wedge gasket, saving time on-site resulting in hassle-free fast installations. They also aid deglazing when required.



VERTICALLY INTEGRATED MANUFACTURER

Sheerline's fully vertically integrated production facility enables them to offer an agile service and stable supply. With all manufacturing processes done in-house at their state-of-the-art production facility, they can monitor the products journey ensuring all products are manufactured to the highest possible standards.

SUSTAINABLY MANUFACTURED

Made from the most recycled and abundant metal in the Earth's crust and produced in the most energy efficient aluminium window facility in the UK, all Sheerline products are manufactured in the most sustainable way possible.

**Their state-of-the-art,
energy efficient SMS
HYBEX press delivers
energy savings of up
to 55% compared to
traditional presses.**



The design of their systems also vastly reduces fabrication waste, minimising the unnecessary consumption of raw material and helping reduce your window and door's carbon footprint. This coupled to the high level of energy efficiency built into every Sheerline product helps build towards a greener future for all.





SHEERLINE GUARANTEE

Sheerline product components are covered by a comprehensive guarantee.



POWDER COATED FINISH

— 25 YEARS



PROFILE INTEGRITY

— 25 YEARS



THERMLOCK[®] PERFORMANCE

— 25 YEARS



GASKET INTEGRITY

— 10 YEARS



LAMINATED FOILING

— 10 YEARS

IMPROVED LEAD TIMES

As Sheerline has greater control of their supply chain than competitors, they can provide agile, reliable supply and delivery of products improving our lead-time to you.



ALL SHEERLINE ALUMINIUM SYSTEMS ARE BUILT AROUND THEIR OWN UNIQUE THERMLOCK® TECHNOLOGY.

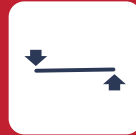
Designed and manufactured by Sheerline, Thermlock® offers almost double the insulation when compared to polyamide. Making our windows, doors, bi-folds and lanterns inherently more efficient than systems that use polyamide thermal breaks.



**MULTI
CHAMBERED
THERMAL BREAK**



**WIDER
INTEGRATED
ONE-PIECE
DESIGN**



**RIGID AND
MORE
STABLE**



**WARMER THAN
POLYAMIDE**

Working in conjunction with high-performance, double and triple glazing to create a thermal barrier that reduces heat transfer, Thermlock® helps keep buildings well insulated against the worst of the UK weather.



Polyamide



THERMLOCK®



HELPFUL VIDEOS



Prestige
LIFT & SLIDE PATIO DOOR



INDE X[®]
BI-FOLD




ROOF LANTERN



Classic
HERITAGE DOOR



**FAST
CONNECT**
HYBRID BEAD



THERMLOCK[®]
vs Polyamide




Prestige
REVERSE BUTT JOINT



**PRESTIGE
WINDOWS & DOORS**



**PRESTIGE
BI-FOLDS**



**PRESTIGE
LIFT & SLIDE PATIO**



**CLASSIC
WINDOWS**



**CLASSIC
HERITAGE DOORS**



**S1
ROOF LANTERN**



Units 8, 9 & 10 Kelvin Way Trading Estate,
Kelvin Way, West Bromwich, West Midlands B70 7TN

0121 500 0505 | info@centralwindowsystems.co.uk | www.centralwindowsystems.co.uk